



VLS FINANCE LTD.

2nd Floor, 13, Sant Nagar,
East of Kailash,

New Delhi - 110 065, India

Tel. : + 91 -11-46656666

Fax : + 91 -11-46656699

E-mail : vls@vsnl.com

Web : www.vlsfinance.com

CIN : L65910DL1986PLC023129

April 19, 2017

LISTING DEPARTMENT
BSE LIMITED
PHIROZE JEEJEEBHOY TOWERS
DALAL STREET
MUMBAI - 400 001

Scrip Code: 511333

Dear Sir,

In terms of the under Regulation 31(1)(b) of the SEBI (Listing Obligations & Disclosure Requirements) Regulations, 2015, enclosed herewith is the Shareholding Pattern of the Company for the quarter ended on 31st March, 2017.

Kindly acknowledge the receipt.

Thanking you,
for VLS Finance Ltd.

(H. Consul)
Company Secretary
M.No. A11183

Encl: a.a.

- Copy to:
- 1) The National Stock Exchange of India Ltd., Exchange Plaza, 5th Floor Plot No. C/1, G-Block, Bandra Kurla Complex, Bandra (E), Mumbai-400051
 - 2) The Calcutta Stock Exchange Association. Ltd., 7, Lyons Range, Kolkata- 700 001

Scrip Code:
VLSFINAC

032019

Format of holding of specified securities

Name of Listed entity :

VLS Finance Ltd.

2. Scrip Code/Name of Scrip/Class of Security :

VLSFINAC-511333-032019/ Equity

3. Share Holding Pattern Filed under :

Reg. 31(1)(b)

a) if under 31(1)(b) then indicate the report for Quarter ending

31/03/2017

b) if under 31(1)(c) then indicate date of allotment/extinguishment

4. Declaration: The Listed entity is required to submit the following declaration to the extent of submission of information :-

Particulars	Yes*	No*
1 Whether the listed entity has issued any partly paid shares ?		No
2 Whether the listed entity has issued any Convertible Securities or Warrants ?		No
3 Whether the listed entity has any shares against which depository receipts are issued ?		No
4 Whether the listed entity has any shares locked-in?		No
5 Whether any shares held by promoters are pledge or otherwise encumbered ?		No

* If the Listed entity selects the option 'No' for the questions above, the columns for the partly paid shares, Outstanding Convertible Securities/Warrants. Depository receipts, locked-in shares, No. of shares pledged or otherwise encumbered by promoters, as applicable, shall not be displayed at the time of dissemination on the Stock Exchange website. Also wherever there is 'No' declared by Listed Entity in above table the values will be considered as 'Zero' by default on submission of the format of holding of specified securities.



VLS FINANCE LTD As on 31/03/2017
Table - I Summary Statement holding of specified securities

Category (i)	Category of shareholder (ii)	No. of Shareholders	No. of fully paid up equity shares held (iv)	No. of Partly paid up equity shares held (v)	No. of Shares underlying Depository Receipts (vi)	Total nos. shares held (vii)=(iv)+(v)+(vi)	Shareholding as a % of total no. of shares (calculated as per SCRR, 1957) (viii) As a % of (A+B+C2)	Number of Voting Rights held in each class of securities (ix)			Total as a % of (A+B+C)	No. of Shares Underlying Outstanding convertible securities (including warrants) (x)	Shareholding as a % assuming full conversion of convertible securities (as a percentage of diluted share capital)	Number of locked in Shares (xi)		Number of Shares pledged or otherwise encumbered (xiii)	Number of Equity shares held in dematerialised form (xiv)
								Class X	Class Y	Total				No. (a)	As a % of total shares held (b)		
(A)	Promoter & Promoter Group	7	17570123	0	0	17570123	45.45	17570123	0	17570123	45.45	0	0	0	0	0	17540823
(B)	Public	23759	21091894	0	0	21091894	54.55	21091894	0	21091894	54.55	0	0	0	0	0	17479222
(C)	Non Promoter - Non Public	0	0	0	0	0	0	0	0	0	0	0	0	0	0	0	0
(C1)	Shares underlying DRs	0	0	0	0	0	0	0	0	0	0	0	0	0	0	0	0
(C2)	Shares held by Employee Trusts	0	0	0	0	0	0	0	0	0	0	0	0	0	0	0	0
	Total	23766	38662017	0	0	38662017	100.00	38662017	0	38662017	100.00	0	0	0	0	0	35020045




Table - II Statement showing shareholding pattern of the Promoter & Promoter Group


(1)	Category and name of the shareholders (1)	PAN (11)	No. of Shareholders (11)	No. of fully paid up equity shares held (iv)	No. of Partly paid up equity shares held (v)	No. of Shares underlying Depository Receipts (vi)	Total nos. shares held (VII)=(IV)+(V)+(VI)	Shareholding % as per SCRR, 1957 As a % of (A+B+C2) (VIII)	Number of Voting Rights held in each class of securities (IX)			Total as a % of Total Voting rights	No. of Shares Underlying convertible securities (including warrants) (X)	Total Shareholding as a % assuming full conversion of convertible securities (as a percentage of diluted share capital)	Number of locked in Shares (XII)		Number of Shares pledged or otherwise encumbered	As a % of total shares held (b)	Number of Equity shares held in dematerialised form (XIV)		
									No. of Voting Rights		Total				No. (a)	As a % of total shares held (b)				No. (a)	As a % of total shares held (b)
									Class X	Class Y											
(1)	Indian		4	3854685	0	0	3854685	9.97	0	0	0	9.97	0	0	0	0	0	3854685			
(a)	Individuals/Hindu Undivided Family		0	0	0	0	0	0	0	0	0	0	0	0	0	0	0	0	0		
(b)	Central Government/State Government(s)		0	0	0	0	0	0	0	0	0	0	0	0	0	0	0	0	0		
(c)	Financial Institutions/Banks		0	0	0	0	0	0	0	0	0	0	0	0	0	0	0	0	0		
(d)	Any other - Group Companies		3	13715438	0	0	13715438	35.48	0	0	0	35.48	0	0	0	0	0	0	0		
	Sub-Total (A) (1)		7	17570123	0	0	17570123	45.45	0	0	0	45.45	0	0	0	0	0	13686138			
(2)	Foreign		0	0	0	0	0	0	0	0	0	0	0	0	0	0	0	0	17540823		
(a)	Individuals/(Non-Resident Individuals/Foreign Individuals)		0	0	0	0	0	0	0	0	0	0	0	0	0	0	0	0	0		
(b)	Government		0	0	0	0	0	0	0	0	0	0	0	0	0	0	0	0	0		
(c)	Institutions		0	0	0	0	0	0	0	0	0	0	0	0	0	0	0	0	0		
(d)	Foreign Portfolio Investor		0	0	0	0	0	0	0	0	0	0	0	0	0	0	0	0	0		
(e)	Any Other - Body Corporates		0	0	0	0	0	0	0	0	0	0	0	0	0	0	0	0	0		
	Sub-Total (A) (2)		0	0	0	0	0	0	0	0	0	0	0	0	0	0	0	0	0		
	Total Shareholding of Promoter & Promoter Group (A)=(1)+(A)(2)		7	17570123	0	0	17570123	45.45	0	0	0	45.45	0	0	0	0	0	17540823			



VLS FINANCE LTD As on 31/03/2017

Table - III Statement showing shareholding pattern of the Public Shareholder


(1) Category and name of the shareholders (I)	(II) PAN	(III) No. of Shareholders	(iv) No. of fully paid up equity shares held	(v) No. of Partly paid up equity shares held	(vi) No. of Shares underlying Depository Receipts	(VII) Total nos. shares held (VII)=(IV)+(V)+(VI)	(VIII) Shareholding % As a % of (A+B+C2)	(IX) Number of Voting Rights held in each class of securities			(X) No. of Shares Outstanding convertible securities (including warrants)	(XI) Total Shareholding as a % assuming full conversion of convertible securities (as a percentage of diluted share capital)	(XII) Number of locked in Shares		(XIII) Number of Shares pledged or otherwise encumbered	(XIV) Equity shares held in dematerialised form
								Class X	Class Y	Total			As a % of total shares held (b)	As a % of total shares held (b)		
(1) Institutions																
(a) Mutual Funds			100	0	0	100	0	100	0	0	0	0	0	0	0	0
(b) Venture Capital Funds		0	0	0	0	0	0	0	0	0	0	0	0	0	0	0
(c) Alternate Investment Funds		0	0	0	0	0	0	0	0	0	0	0	0	0	0	0
(d) Foreign Venture Capital Investors		0	0	0	0	0	0	0	0	0	0	0	0	0	0	0
(e) Foreign Portfolio Investors		0	0	0	0	0	0	0	0	0	0	0	0	0	0	0
(f) Financial Institutions/Banks		8	87387	0	0	87387	0.23	87387	0	87387	0.23	0	0	0	0	0
(g) Insurance Companies		0	0	0	0	0	0	0	0	0	0	0	0	0	0	0
(h) Provident Funds/Pension Funds		0	0	0	0	0	0	0	0	0	0	0	0	0	0	0
(i) Any other		0	0	0	0	0	0	0	0	0	0	0	0	0	0	0
Foreign Financial Institutions		1	300	0	0	300	0	300	0	300	0	0	0	0	0	0
Sub-Total (B)(1)		10	87787	0	0	87787	0.23	87787	0	87787	0.23	0	0	0	0	86887
(2) Central Government/State Government(s)/ President of India		0	0	0	0	0	0	0	0	0	0	0	0	0	0	0
Sub-Total (B)(2)		0	0	0	0	0	0	0	0	0	0	0	0	0	0	0
(3) Non-Institutions		0	0	0	0	0	0	0	0	0	0	0	0	0	0	0
(a) Individuals																
i. Individual shareholders holding nominal share capital up to Rs. 2 lakhs.		23087	14429637	0	0	14429637	37.32	14429637	0	14429637	37.32	0	0	0	0	10939765
ii. Individual shareholders holding nominal share capital in excess of Rs. 2 lakhs.		66	4552306	0	0	4552306	11.77	4552306	0	4552306	11.77	0	0	0	0	4552306
(b) NBFCs registered with RBI		2	2500	0	0	2500	0.01	2500	0	2500	0.01	0	0	0	0	2500
(c) Employee Trusts		0	0	0	0	0	0	0	0	0	0	0	0	0	0	0
(d) Overseas Depositories (holding DRs) (balancing Figures)		0	0	0	0	0	0	0	0	0	0	0	0	0	0	0
(e) Any other		306	1568546	0	0	1568546	4.06	1568546	0	1568546	4.06	0	0	0	0	1449446
Body Corporates		170	272387	0	0	272387	0.7	272387	0	272387	0.7	0	0	0	0	272387
Clearing Members		80	134828	0	0	134828	0.35	134828	0	134828	0.35	0	0	0	0	132028
Non Residents		38	43903	0	0	43903	0.11	43903	0	43903	0.11	0	0	0	0	43903
Non Residents Repatriate		0	0	0	0	0	0	0	0	0	0	0	0	0	0	0
Non Residents Non Repatriate		0	0	0	0	0	0	0	0	0	0	0	0	0	0	0
Trusts		0	0	0	0	0	0	0	0	0	0	0	0	0	0	0
Foreign Company		0	0	0	0	0	0	0	0	0	0	0	0	0	0	0
Sub-Total (B)(3)		23749	21004107	0	0	21004107	54.33	21004107	0	21004107	54.33	0	0	0	0	17392335
Total Public Shareholding (B)=(B)(1)+(B)(2)+(B)(3)		23759	21091894	0	0	21091894	54.55	21091894	0	21091894	54.55	0	0	0	0	17479222



VLS FINANCE LTD As on 31/03/2017

Table - IV Statement showing shareholding pattern of the Non-Promoter - Non Public Shareholder


Category and name of the shareholders (I)	PAN (II)	No. of Shareholders (III)	No. of fully paid up equity shares held (iv)	No. of Partly paid up equity shares held (v)	No. of Shares underlying Depository Receipts (vi)	Total nos. shares held (VII)=(IV)+(V)+(VI)	Shareholding % calculated as per SCRR,1957 As a % of (A+B+C2) (VIII)	Number of Voting Rights held in each class of securities (IX)			No. of Shares Underlying Outstanding convertible securities (Including warrants) (X)	Shareholding % assuming full conversion of convertible securities (as a percentage of diluted share)	Number of locked in Shares (XII)		Number of Shares pledged or otherwise encumbered (XIII)	Number of Equity shares held in dematerialised form (XIV)
								No. of Voting Rights					As a % of total shares held (b)	As a % of total shares held (b)		
								Class X	Class Y	Total						
(1) Custodian/DR holder																
(a) Name of DR Holder (if available)		0	0	0	0	0										
(i)		0	0	0	0	0										
(ii)		0	0	0	0	0										
(2) Employee Benefit Trust (under SEBI (share based Employee Benefit) Regulations, 2014)		0	0	0	0	0										
Total Non-Promoter- Non Public Shareholding		0	0	0	0	0										
C= c(1)+c(2)		0	0	0	0	0										



VLS FINANCE LTD As on 31/03/2017

Annexure to Table - II Statement showing shareholding pattern of the Promoter & Promoter Group

Sno	Category and name of the shareholders (I)	PAN (II)	No. of Shareholders (III)	No. of fully paid up equity shares held (iv)	No. of Partly paid up equity shares held (v)	No. of Shares underlying Depository Receipts (vi)	Total nos. shares held (VII)=(IV)+(V)+(VI)	Shareholding as a % of total no. of shares (calculated as per SCRR, 1957) (VIII) As a % of (A+B+C2)	Number of Voting Rights held in each class of securities (IX)			No. of Shares Underlying Outstanding convertible securities (including warrants) (X)	Total Shareholding as a % assuming full conversion of convertible securities (as a percentage of diluted share capital)	Number of locked in Shares (XII)		Number of Shares pledged or otherwise encumbered (XIII)	Number of Equity shares held in dematerialised form (XIV)
									No. of Voting Rights		Total as a % of Total voting rights			No. (a)	As a % of total shares held (b)		
									Class X	Class Y							
A	(d) ANY OTHER - GROUP COMPANIES			0	0	0	0	0	0	0	0	0	0	0	0	0	0
1	VLS Capital Ltd.	AAACV0130D		13336538	0	0	13336538	34.5	0	0	34.5	0	0	0	0	0	13336138
2	VLS COMMODITIES PRIVATE LIMITED	AABCG0262C		377400	0	0	377400	0.98	0	0	0.98	0	0	0	0	0	350000
3	SOUTH ASIAN ENTERPRISES LTD	AAACS0601E		1500	0	0	1500	0	0	0	0	0	0	0	0	0	0
(e) INDIVIDUALS/HINDU UNDIVIDED FAMILY				0	0	0	0	0	0	0	0	0	0	0	0	0	0
1	DIVYA MEHROTRA	AAXPM5343D		1424726	0	0	1424726	3.69	0	0	3.69	0	0	0	0	0	1424726
2	MAHESH PRASAD MEHROTRA (HUF)	AAEHM6555L		1059262	0	0	1059262	2.74	0	0	2.74	0	0	0	0	0	1059262
3	SADHANA MEHROTRA	AKBPM3652M		884691	0	0	884691	2.29	0	0	2.29	0	0	0	0	0	884691
4	Vikas Mehrotra	ACQPM4418C		486006	0	0	486006	1.26	0	0	1.26	0	0	0	0	0	486006
5	MAHESH PRASAD MEHROTRA	AAAPM2948M		0	0	0	0	0	0	0	0	0	0	0	0	0	0
6	Mrs. Sushma Mehrotra	AARPM8039L		0	0	0	0	0	0	0	0	0	0	0	0	0	0
7	Pragati Moulders Ltd.	AAACP0010A		0	0	0	0	0	0	0	0	0	0	0	0	0	0
8	Ramji Mehrotra	AAAPM9863F		0	0	0	0	0	0	0	0	0	0	0	0	0	0
9	Ms. Daya Mehrotra (Minor)			0	0	0	0	0	0	0	0	0	0	0	0	0	0
	Total Promoter & Promoter Group			17570123	0	0	17570123	45.45	0	0	45.45	0	0	0	0	0	17540823



VLS FINANCE LTD As on 31/03/2017

S No.	Category and name of the shareholders (I)	PAN (II)	No. of Shareholders (III)	No. of fully paid up equity shares held (iv)	No. of Partly paid up equity shares held (v)	No. of Shares underlying Depository Receipts (vi)	Total nos. shares held (VII)=(IV)+(V)+(VI)	Shareholding as a % of total no. of shares (calculated as per SCRR,1957 (VIII) As a % of (A+B+C2)	Number of Voting Rights held in each class of securities (IX)			No. of Shares Underlying Outstanding convertible securities (including warrants) (X)	Total Shareholding as a % assuming full conversion of convertible securities (as a percentage of diluted share capital)	Number of locked in Shares (XII)		Number of Shares pledged or otherwise encumbered (XIII)	Number of Equity shares held in dematerialised form (XIV)			
									No. of Voting Rights					As a % of total shares held (b)	No. (a)			As a % of total shares held (b)	No. (a)	As a % of total shares held (b)
									Class X	Class Y	Total									
1	PRATEEK BANSAL	A1YPS5186C		466107	0	0	466107	1.21	0	0	1.21	0	0	0	0	466107				
2	ANURAG JAIN	ACZPJ7749N		451494	0	0	451494	1.17	0	0	1.17	0	0	0	0	451494				
	Total			917601	0	0	917601	2.37	0	0	2.37	0	0	0	0	917601				

For VLS Finance Ltd.

H. Consul
19/11/17

Company Secretary
M. No. A11183

