

**VLS FINANCE LTD.**

2nd Floor, 13, Sant Nagar,  
East of Kailash,

New Delhi - 110 065, India

Tel. : + 91 -11-46656666

Fax : + 91 -11-46656699

E-mail : vls@vsnl.com

Web : www.vlsfinance.com

CIN : L65910DL1986PLC023129

July 12, 2017

LISTING DEPARTMENT  
BSE LIMITED  
PHIROZE JEEJEEBHOY TOWERS  
DALAL STREET  
MUMBAI - 400 001

Scrip Code: 511333

Dear Sir,

In terms of the under Regulation 31(1)(b) of the SEBI (Listing Obligations & Disclosure Requirements) Regulations, 2015, enclosed herewith is the Shareholding Pattern of the Company for the quarter ended on 30<sup>th</sup> June, 2017.

Kindly acknowledge the receipt.

Thanking you,  
for VLS Finance Ltd.

(H. Consul)  
Company Secretary  
M.No. A11183

Encl: a.a.

- Copy to:
- 1) The National Stock Exchange of India Ltd., Exchange Plaza, 5<sup>th</sup> Floor Plot No. C/1, G-Block, Bandra Kurla Complex, Bandra (E), Mumbai-400051
  - 2) The Calcutta Stock Exchange Association. Ltd., 7, Lyons Range, Kolkata- 700 001

Scrip Code:  
VLSFINAC

032019

**Format of holding of specified securities**

VLS Finance Ltd.

VLSFINAC-511333-032019/ Equity

Reg. 31(1)(b)

30/06/2017

1. Name of Listed entity :
2. Scrip Code/Name of Scrip/Class of Security :
3. Share Holding Pattern Filed under :
  - a) if under 31(1)(b) then indicate the report for Quarter ending
  - b) if under 31(1)(c) then indicate date of allotment/extinguishment
4. Declaration: **The listed entity is required to submit the following declaration to the extent of submission of information :-**

Particulars	Yes*	No*
1 Whether the listed entity has issued any partly paid shares ?		No
2 Whether the listed entity has issued any Convertible Securities or Warrants ?		No
3 Whether the listed entity has any shares against which depository receipts are issued ?		No
4 Whether the listed entity has any shares locked-in?		No
5 Whether any shares held by promoters are pledge or otherwise encumbered ?		No

\* If the Listed entity selects the option 'No' for the questions above, the columns for the partly paid shares, Outstanding Convertible Securities/Warrants, Depository receipts, locked-in shares, No. of shares pledged or otherwise encumbered by promoters, as applicable, shall not be displayed at the time of dissemination on the Stock Exchange website. Also wherever there is 'No' declared by Listed Entity in above table the values will be considered as 'Zero' by default on submission of the format of holding of specified securities.



VIS FINANCE LTD As on 30/06/2017

Table - I Summary Statement holding of specified securities

Category (I)	Category of shareholder (II)	No. of Shares	No. of fully paid up equity shares held (IV)	No. of Partly paid up equity shares held (V)	No. of Shares underlying Depository Receipts (VI)	Total nos. shares held (VII) = (IV)+(V)+(VI)	Shareholding as a % of total nos. shares (calculated as per SCRR, 1957) (VIII) As a % of (A+B+C)	No. of Voting Rights (IX)			Total as a % of (A+B+C)	No. of Shares Underlying Outstanding convertible securities (including warrants) (X)	Shareholding as a % assuming full conversion of convertible securities (as a percentage of diluted share capital)	Number of Locked in Shares (XII)	As a % of total shares held (b)	Number of Shares pledged or encumbered (XIII)	As a % of total shares held (b)	Number of Equity shares held in dematerialised form (XIV)
								Class X	Class Y	Total								
(A)	Promoter & Promoter Group	7	17570123	0	0	17570123	45.45	17570123	0	17570123	45.45	0	0	0	0	0	0	17540823
(B)	Public	23701	21091894	0	0	21091894	54.55	21091894	0	21091894	54.55	0	0	0	0	0	0	17524822
(C)	Non Promoter - Non Public	0	0	0	0	0	0	0	0	0	0	0	0	0	0	0	0	0
(C1)	Shares underlying DRs	0	0	0	0	0	0	0	0	0	0	0	0	0	0	0	0	0
(C2)	Shares held by Employee Trusts	0	0	0	0	0	0	0	0	0	0	0	0	0	0	0	0	0
	Total	23708	38662017	0	0	38662017	100.00	38662017	0	38662017	100.00	0	0	0	0	0	0	35055645



Table - II Statement showing shareholding pattern of the Promoter & Promoter Group

Category and name of the shareholders (i)	PAN (ii)	No. of Shareholders (iii)	No. of fully paid up equity shares held (iv)	No. of Partly paid up equity shares held (v)	No. of Shares underlying Depository Receipts (vi)	Total nos. shares held (vii)=(iv)+(v)+(vi)	Shareholding % as per SCRR, 1957 As a % of (A+B+C) (viii)	Number of Voting Rights held in each class of securities (ix)			Total as a % of Total Voting Rights	No. of Shares Underlying Outstanding convertible securities (including warrants) (x)	Total Shareholding as a % assuming full conversion of convertible securities (as a percentage of diluted share capital)	Number of locked in Shares (xi)		Number of Shares pledged or otherwise encumbered	As a % of total shares held (b)	Number of Equity shares held in dematerialised form (xiv)	
								Class X	Class Y	Total				No. (a)	As a % of total shares held (b)				
<b>(1)</b>																			
<b>Indian</b>																			
(a) Individuals/Hindu undivided Family		4	3854685	0	0	3854685	9.97	3854685	0	0	3854685	9.97	0	0	0	0	0	0	3854685
(b) Central Government/State Government(s)		0	0	0	0	0	0	0	0	0	0	0	0	0	0	0	0	0	0
(c) Financial Institutions/Banks		0	0	0	0	0	0	0	0	0	0	0	0	0	0	0	0	0	0
(d) Any other - Group Companies		3	13715438	0	0	13715438	35.48	13715438	0	0	13715438	35.48	0	0	0	0	0	0	13686138
<b>Sub-Total (A) (1)</b>		<b>7</b>	<b>17570123</b>	<b>0</b>	<b>0</b>	<b>17570123</b>	<b>45.45</b>	<b>17570123</b>	<b>0</b>	<b>0</b>	<b>17570123</b>	<b>45.45</b>	<b>0</b>	<b>0</b>	<b>0</b>	<b>0</b>	<b>0</b>	<b>0</b>	<b>17540823</b>
<b>Foreign</b>																			
(a) Individuals/Non-Resident Individuals/Foreign Individuals)		0	0	0	0	0	0	0	0	0	0	0	0	0	0	0	0	0	0
(b) Government		0	0	0	0	0	0	0	0	0	0	0	0	0	0	0	0	0	0
(c) Institutions		0	0	0	0	0	0	0	0	0	0	0	0	0	0	0	0	0	0
(d) Foreign Portfolio Investor		0	0	0	0	0	0	0	0	0	0	0	0	0	0	0	0	0	0
(e) Any Other - Body Corporates		0	0	0	0	0	0	0	0	0	0	0	0	0	0	0	0	0	0
<b>Sub-Total (A) (2)</b>		<b>0</b>	<b>0</b>	<b>0</b>	<b>0</b>	<b>0</b>	<b>0</b>	<b>0</b>	<b>0</b>	<b>0</b>	<b>0</b>	<b>0</b>	<b>0</b>	<b>0</b>	<b>0</b>	<b>0</b>	<b>0</b>	<b>0</b>	<b>0</b>
<b>Total Shareholding of Promoter &amp; Promoter Group</b>		<b>7</b>	<b>17570123</b>	<b>0</b>	<b>0</b>	<b>17570123</b>	<b>45.45</b>	<b>17570123</b>	<b>0</b>	<b>0</b>	<b>17570123</b>	<b>45.45</b>	<b>0</b>	<b>0</b>	<b>0</b>	<b>0</b>	<b>0</b>	<b>0</b>	<b>17540823</b>


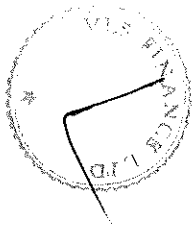


Table - III Statement showing shareholding pattern of the Public Shareholder

Category and name of the shareholders (I)	PAN (II)	No. of Shareholders (III)	No. of fully paid up equity shares held (iv)	No. of Partly paid up equity shares held (v)	No. of Shares underlying Depository Receipts (vi)	Total nos. shares held (VII)=(IV)+(V)+(VI)	Shareholding % calculated as per SCRR,1957 As a % of (A+B+C2) (VIII)	Number of Voting Rights held in each class of securities (IX)			Total as a % of Total voting rights	No. of Shares Underlying Outstanding convertible securities (including warrants) (X)	Total Shareholding as a % assuming full conversion of convertible securities (as a percentage of diluted share capital)	Number of locked in Shares (XII)		Number of Shares pledged or otherwise encumbered (XIII)		Equity shares held in dematerialised form (XIV)
								Class X	Class Y	Total				No. (a)	As a % of total shares held (b)	No. (a)	As a % of total shares held (b)	
(1) Institutions																		
(a) Mutual Funds		1	100	0	0	100	0	100	0	100	0	0	0	0	0	0	0	0
(b) Venture Capital Funds		0	0	0	0	0	0	0	0	0	0	0	0	0	0	0	0	0
(c) Alternate Investment Funds		0	0	0	0	0	0	0	0	0	0	0	0	0	0	0	0	0
(d) Foreign Venture Capital Investors		0	0	0	0	0	0	0	0	0	0	0	0	0	0	0	0	0
(e) Foreign Portfolio Investors		0	0	0	0	0	0	0	0	0	0	0	0	0	0	0	0	0
(f) Financial Institutions/Banks		8	75932	0	0	75932	0.2	75932	0	75932	0.2	0.2	0	0	0	0	0	75432
(g) Insurance Companies		0	0	0	0	0	0	0	0	0	0	0	0	0	0	0	0	0
(h) Provident Funds/Pension Funds		0	0	0	0	0	0	0	0	0	0	0	0	0	0	0	0	0
(i) Any other		0	0	0	0	0	0	0	0	0	0	0	0	0	0	0	0	0
Foreign Financial Institutions		1	300	0	0	300	0	300	0	300	0	0	0	0	0	0	0	0
Sub-Total (B)(1)		10	76332	0	0	76332	0.2	76332	0	76332	0.2	0.2	0	0	0	0	0	75432
(2) Central Government/State Government(s)/ President of India																		
Sub-Total (B)(2)			0	0	0	0	0	0	0	0	0	0	0	0	0	0	0	0
(3) Non-Institutions																		
(a) Individuals																		
i. Individual shareholders holding nominal share capital up to Rs. 2 lakhs			14214610	0	0	14214610	36.77	14214610	0	14214610	36.77	36.77	0	0	0	0	0	10767938
ii. Individual shareholders holding nominal share capital in excess of Rs. 2 lakhs		69	4719913	0	0	4719913	12.21	4719913	0	4719913	12.21	12.21	0	0	0	0	0	4719913
(b) NBFC's registered with RBI		3	2578	0	0	2578	0.01	2578	0	2578	0.01	0.01	0	0	0	0	0	2578
(c) Employee Trusts		0	0	0	0	0	0	0	0	0	0	0	0	0	0	0	0	0
(d) Overseas Depositories (holding DRs) (balancing Figures)		0	0	0	0	0	0	0	0	0	0	0	0	0	0	0	0	0
(e) Any other																		
Body Corporates		346	1571086	0	0	1571086	4.06	1571086	0	1571086	4.06	4.06	0	0	0	0	0	1454386
Clearing Members		181	348852	0	0	348852	0.9	348852	0	348852	0.9	0.9	0	0	0	0	0	348852
Non Residents		83	141400	0	0	141400	0.37	141400	0	141400	0.37	0.37	0	0	0	0	0	139400
Non Residents	Non Repatriate	26	17123	0	0	17123	0.04	17123	0	17123	0.04	0.04	0	0	0	0	0	16923
Trusts		0	0	0	0	0	0	0	0	0	0	0	0	0	0	0	0	0
Foreign Company		0	0	0	0	0	0	0	0	0	0	0	0	0	0	0	0	0
Sub-Total (B)(3)		23691	21015562	0	0	21015562	54.36	21015562	0	21015562	54.36	54.36	0	0	0	0	0	17443390
Total Public Shareholding (B)=(B)(1)+(B)(2)+(B)(3)		23701	21091894	0	0	21091894	54.55	21091894	0	21091894	54.55	54.55	0	0	0	0	0	17524822




Table - IV Statement showing shareholding pattern of the Non - Promoter - Non Public Shareholder															
Category and name of the shareholders (I)	PAN (II)	No. of Shares (III)	No. of fully paid up equity shares held (IV)	No. of Partly paid up equity shares held (V)	No. of Shares Depository Receipts (VI)	Total nos. shares held (VII)=(IV)+(V)+(VI)	Shareholding % calculated as per SCRR,1957 As a % of (A+B+C2) (VIII)	Number of Voting Rights held in each class of securities (IX)			No. of Shares (Including Outstanding convertible securities) (X)	Shareholding % assuming full conversion of convertible securities (as a percentage of diluted share)	Number of Locked in Shares (XII)	Number of Shares pledged or otherwise encumbered (XIII)	Number of Equity shares held in dematerialised form (XIV)
								Class X	Class Y	Total					
(1)								No. of Voting Rights			Total as a % of (A+B+C)				
(a)	Customodian/DR holder														
(i)	Name of DR Holder (if available)		0	0	0	0	0	0	0	0	0	0	0	0	0
(ii)			0	0	0	0	0	0	0	0	0	0	0	0	0
(iii)			0	0	0	0	0	0	0	0	0	0	0	0	0
(2)	Employee Benefit Trust (under SEBI (Share based Employee Benefit) Regulations, 2014)		0	0	0	0	0	0	0	0	0	0	0	0	0
	Total Non - Promoter - Non Public Shareholding		0	0	0	0	0	0	0	0	0	0	0	0	0
	C=(I)+(2)		0	0	0	0	0	0	0	0	0	0	0	0	0



Annexure to Table - II Statement showing shareholding pattern of the Promoter & Promoter Group

Sno	Category and name of the shareholders (I)	PAN (II)	No. of Sharehold ers (III)	No. of fully paid up equity shares held (IV)	No. of Partly paid up equity shares held (V)	No. of Shares underlying Depository Receipts (VI)	Total no. shares held (VII)=(IV)+(V)+(VI)	Shareholding no. of shares (calculated as per SCRR,1957) (VIII) as a % of (A+B+C)	No. of Voting Rights			Total as a % of Total Voting rights	No. of Shares Underlying convertible securities (including warrants) (X)	Total Shareholding as a % assuming full conversion of convertible securities (as a percentage of diluted share capital)	Number of Locked in Shares (XII)	Number of Shares pledged or otherwise encumbered (XIII)	Number of Equity shares held in dematerialised form (XIV)
									Class X	Class Y	Total						
A	(d) ANY OTHER - GROUP COMPANIES																
1	VLS Capital Ltd.	AAACV0130D		13336538	0	0	13336538	34.5	0	0	0	13336538	34.5	0	0	0	13336538
2	VLS COMMODITIES PRIVATE LIMITED	AA8CG0292C		377400	0	0	377400	0.98	0	0	0	377400	0.98	0	0	0	350000
3	SOUTH ASIAN ENTERPRISES LTD	AAAC50601E		1500	0	0	1500	0	0	0	0	1500	0	0	0	0	0
	(a) INDIVIDUALS/HINDU UNDIVIDED FAMILY																
1	DIVYA MEHROTRA	AAAPM5343D		1424726	0	0	1424726	3.69	0	0	0	1424726	3.69	0	0	0	1424726
2	MAHESH PRASAD MEHROTRA(HUF)	AAEHM6555L		1059262	0	0	1059262	2.74	0	0	0	1059262	2.74	0	0	0	1059262
3	SADHANA MEHROTRA	AA8PM3652M		884691	0	0	884691	2.29	0	0	0	884691	2.29	0	0	0	884691
4	Vika Mehtrota	ACCPM4418C		486006	0	0	486006	1.26	0	0	0	486006	1.26	0	0	0	486006
5	MAHESH PRASAD MEHROTRA	AAAPM/2948M		0	0	0	0	0	0	0	0	0	0	0	0	0	0
6	Mrs. Sushma Kalyotra	AA8PM4893AL		0	0	0	0	0	0	0	0	0	0	0	0	0	0
7	Pragati Moulders Ltd.	AAACP0010A		0	0	0	0	0	0	0	0	0	0	0	0	0	0
8	Ramji Mehtrota	AAAPM98636F		0	0	0	0	0	0	0	0	0	0	0	0	0	0
9	Mrs. Deva Mehtrota (Minor)			0	0	0	0	0	0	0	0	0	0	0	0	0	0
	Total Promoter & Promoter Group			17570123	0	0	17570123	45.45	0	0	0	17570123	45.45	0	0	0	17540823



VLS FINANCE LTD As on 30/06/2017

Annexure to Table - III Statement showing shareholding pattern of the Public Shareholder holding more than 1% of total number of Shares																
S No.	Category and name of the shareholders (i)	PAN (ii)	No. of Shareholders (iii)	No. of fully paid up equity shares held (iv)	No. of Partly paid up equity shares held (v)	No. of Shares underlying Depository Receipts (vi)	Total nos. shares held (vii)=(iv)+(v)+(vi)	Shareholding as a % of total no. of shares (viii) As a % of (A+B+C2) per SCRR,1957	Number of Voting Rights held in each class of securities (ix)			No. of Shares Underlying Outstanding convertible securities (including warrants) (x)	Total Shareholding as a % assuming full conversion of convertible securities (as a percentage of diluted share capital)	Number of locked in Shares (xii)	Number of Shares pledged or otherwise encumbered (xiii)	Number of Equity shares held in dematerialised form (xiv)
									Class X	Class Y	Total					
1	PRATEEK BANSAI	ATPP85186C		466107	0	0	466107	1.21	466107	0	466107	1.21	0	0	0	466107
2	ANURAG JAIN	ACZP17749N		451494	0	0	451494	1.17	451494	0	451494	1.17	0	0	0	451494
	Total			917601	0	0	917601	2.37	917601	0	917601	2.37	0	0	0	917601

For VLS Finance Ltd.  
 H. Consul  
 Company Secretary  
 M. No. AI1183

