



**VLS FINANCE LTD.**

2nd Floor, 13, Sant Nagar,  
East of Kailash,

New Delhi - 110 065, India

Tel. : + 91 -11-46656666

Fax : + 91 -11-46656699

E-mail : vls@vsnl.com

Web : www.vlsfinance.com

CIN : L65910DL1986PLC023129

April 20, 2016

LISTING DEPARTMENT  
BSE LIMITED  
PHIROZE JEEJEEBHOY TOWERS  
DALAL STREET  
MUMBAI - 400 001

Dear Sir,

In terms of the under Regulation 31(1)(b) of the SEBI (Listing Obligations & Disclosure Requirements) Regulations, 2015, enclosed herewith is the Shareholding Pattern of the Company for the quarter ended on 31<sup>st</sup> March, 2016.

Kindly acknowledge the receipt.

Thanking you,  
For VLS Finance Ltd.

H. Consul  
Company Secretary  
M.No. A11183

Encl: As above

Copy to: 1) The National Stock Exchange of India Ltd., Exchange Plaza, 5<sup>th</sup> Floor Plot  
No. C/1, G-Block, Bandra Kurla Complex, Bandra (E), Mumbai-400051

2) The Calcutta Stock Exchange Association. Ltd., 7, Lyons Range,  
Kolkata- 700 001


### Format of holding of specified securities

1. Name of Listed entity : VLS Finance Ltd.  
2. Scrip Code/Name of Scrip/Class of Security : 511333/ Equity  
3. Share Holding Pattern Filed under : Reg. 31(1)(b)  
a) if under 31(1)(b) then indicate the report for Quarter ending 31/03/2016  
b) if under 31(1)( c) then indicate date of allotment/extinguishment

**4. Declaration: The Listed entity is required to submit the following declaration to the extent of submission of information :-**

	Particulars	Yes*	No*
1	Whether the listed entity has issued any partly paid shares ?		No
2	Whether the listed entity has issued any Convertible Securities or Warrants ?		No
3	Whether the listed entity has any shares against which depository receipts are issued ?		No
4	Whether the listed entity has any shares locked-in?		No
5	Whether any shares held by promoters are pledge or otherwise encumbered ?		No

\* If the Listed entity selects the option 'No' for the questions above, the columns for the partly paid shares, Outstanding Convertible Securities/Warrants. Depository receipts, locked-in shares, No. of shares pledged or otherwise encumbered by promoters, as applicable, shall not be displayed at the time of dissemination on the Stock Exchange website. Also wherever there is 'No' declared by Listed Entity in above table the values will be considered as 'Zero' by default on submission of the format of holding of specified securities.



VLS FINANCE LTD As on 31/03/2016

Table - I Summary Statement holding of specified securities

Category (I)	Category of shareholder (II)	No. of Shareholders	No. of fully paid up equity shares held (iv)	No. of Partly paid up equity shares held (v)	No. of Shares underlying Depository Receipts (vi)	Total nos. shares held (VII)=(IV)+(V)+(VI)	Shareholding as a % of total no. of shares (calculated as per SCRR,1957) (VIII) As a % of (A+B+C2)	Number of Voting Rights held in each class of securities (IX)			No. of Shares Underlying Outstanding convertible securities (including warrants) (X)	Shareholding as a % assuming full conversion of convertible securities (as a percentage of diluted share capital)	Number of locked in Shares (XII)		Number of Shares pledged or otherwise encumbered (XIII)	Number of Equity shares held in dematerialised form (XIV)		
								No. of Voting Rights		Total as a % of (A+B+C)			No. (a)	As a % of total shares held (b)				
								Class X	Class Y								Total	No. (a)
(A)	Promoter & Promoter Group	8	17353032	0	0	17353032	44.88	17353032	0	17353032	44.88	0	44.88	0	0	0	0	17323732
(B)	Public	22553	21308985	0	0	21308985	55.12	21308985	0	21308985	55.12	0	55.12	0	0	0	0	17601613
(C)	Non Promoter - Non Public	0	0	0	0	0	0	0	0	0	0	0	0	0	0	0	0	0
(C1)	Shares underlying DRs	0	0	0	0	0	0	0	0	0	0	0	0	0	0	0	0	0
(C2)	Shares held by Employee Trusts	0	0	0	0	0	0	0	0	0	0	0	0	0	0	0	0	0
	<b>Total</b>	<b>22561</b>	<b>38662017</b>	<b>0</b>	<b>0</b>	<b>38662017</b>	<b>100</b>	<b>38662017</b>	<b>0</b>	<b>38662017</b>	<b>100</b>	<b>0</b>	<b>100</b>	<b>0</b>	<b>0</b>	<b>0</b>	<b>0</b>	<b>34925345</b>




Table - II Statement showing shareholding pattern of the Promoter & Promoter Group

	Category and name of the shareholders (i)	PAN (ii)	No. of Shareholders (iii)	No. of fully paid up equity shares held (iv)	No. of Partly paid up equity shares held (v)	No. of Shares underlying Depository Receipts (vi)	Total nos. shares held (vii)=(iv)+(v)+(vi)	Shareholding % calculated as per SCRR, 1957 As a % of (A+B+C2) (viii)	Number of Voting Rights held in each class of securities (ix)			No. of Shares Underlying Outstanding convertible securities (including warrants) (x)	Total Shareholding as a % assuming full conversion of convertible securities (as a percentage of diluted share capital)	Number of locked in Shares (xii)		Number of Shares pledged or otherwise encumbered	Number of Equity shares held in dematerialised form (xiv)	
									No. of Voting Rights		Total as a % of Total Voting rights			No. (a)	As a % of total shares held (b)		No. (a)	As a % of total shares held (b)
									Class X	Class Y								
(1)	Indian																	
(a)	Individuals/Hindu undivided Family		5	3637594	0	0	3637594	9.41	3637594	0	3637594	9.41	0	0	0	0	0	3637594
(b)	Central Government/State Government(s)		0	0	0	0	0	0	0	0	0	0	0	0	0	0	0	0
(c)	Financial Institutions/Banks		0	0	0	0	0	0	0	0	0	0	0	0	0	0	0	0
(d)	Any other - Group Companies		3	13715438	0	0	13715438	35.48	13715438	0	13715438	35.48	0	0	0	0	0	13686138
	<b>Sub-Total (A) (1)</b>		<b>8</b>	<b>17353032</b>	<b>0</b>	<b>0</b>	<b>17353032</b>	<b>44.88</b>	<b>0</b>	<b>0</b>	<b>17353032</b>	<b>44.88</b>	<b>0</b>	<b>0</b>	<b>0</b>	<b>0</b>	<b>0</b>	<b>17323732</b>
(2)	Foreign																	
(a)	Individuals/(Non-Resident Individuals/Foreign Individuals)		0	0	0	0	0	0	0	0	0	0	0	0	0	0	0	0
(b)	Government		0	0	0	0	0	0	0	0	0	0	0	0	0	0	0	0
(c)	Institutions		0	0	0	0	0	0	0	0	0	0	0	0	0	0	0	0
(d)	Foreign Portfolio Investor		0	0	0	0	0	0	0	0	0	0	0	0	0	0	0	0
(e)	Any Other - Body Corporates		0	0	0	0	0	0	0	0	0	0	0	0	0	0	0	0
	<b>Sub-Total (A) (2)</b>		<b>0</b>	<b>0</b>	<b>0</b>	<b>0</b>	<b>0</b>	<b>0</b>	<b>0</b>	<b>0</b>	<b>0</b>	<b>0</b>	<b>0</b>	<b>0</b>	<b>0</b>	<b>0</b>	<b>0</b>	<b>0</b>
	<b>Total Shareholding of Promoter &amp; Promoter Group (A)=(A1)+(A2)</b>		<b>8</b>	<b>17353032</b>	<b>0</b>	<b>0</b>	<b>17353032</b>	<b>44.88</b>	<b>0</b>	<b>0</b>	<b>17353032</b>	<b>44.88</b>	<b>0</b>	<b>0</b>	<b>0</b>	<b>0</b>	<b>0</b>	<b>17323732</b>



Table - III Statement showing shareholding pattern of the Public Shareholder

(1)	Category and name of the shareholders (i)	PAN (ii)	No. of Shareholders (iii)	No. of fully paid up equity shares held (iv)	No. of Partly paid up equity shares held (v)	No. of Shares underlying Depository Receipts (vi)	Total nos. shares held (vii)=(iv)+(v)+(vi)	Shareholding % calculated as per SCRR, 1957 As a % of (A+B+C2) (viii)	Number of Voting Rights held in each class of securities (ix)			No. of Shares Underlying Outstanding convertible securities (including warrants) (x)	Total Shareholding as a % assuming full conversion of convertible securities (as a percentage of diluted share capital)	Number of locked in Shares (xi)		Number of Shares pledged or otherwise encumbered (xiii)	As a % of total shares held (b)	Number of Equity shares held in dematerialised form (xiv)	
									No. of Voting Rights					Total as a % of Total voting rights	No. (a)				As a % of total shares held (b)
									Class X	Class Y	Total								
(1)	Institutions																		
(a)	Mutual Funds		1	100	0	0	100	0	100	0	100	0	0	0	0	0	0	0	
(b)	Venture Capital Funds		0	0	0	0	0	0	0	0	0	0	0	0	0	0	0	0	
(c)	Alternate Investment Funds		0	0	0	0	0	0	0	0	0	0	0	0	0	0	0	0	
(d)	Foreign Venture Capital Investors		0	0	0	0	0	0	0	0	0	0	0	0	0	0	0	0	
(e)	Foreign Portfolio Investors		0	0	0	0	0	0	0	0	0	0	0	0	0	0	0	0	
(f)	Financial Institutions/Banks		5	9500	0	0	9500	0.02	9500	0	9500	0.02	0	0.02	0	0	0	9000	
(g)	Insurance Companies		0	0	0	0	0	0	0	0	0	0	0	0	0	0	0	0	
(h)	Provident Funds/Pension Funds		0	0	0	0	0	0	0	0	0	0	0	0	0	0	0	0	
(i)	Any other		0	0	0	0	0	0	0	0	0	0	0	0	0	0	0	0	
	Foreign Financial Institutions		1	300	0	0	300	0	300	0	300	0	0	0	0	0	0	0	
	Sub-Total (B)(1)		7	9900	0	0	9900	0.03	9900	0	9900	0.03	0	0.03	0	0	0	9000	
(2)	Central Government/State Government(s)/ President of India		0	0	0	0	0	0	0	0	0	0	0	0	0	0	0	0	
	Sub-Total (B)(2)		0	0	0	0	0	0	0	0	0	0	0	0	0	0	0	0	
(3)	Non-Institutions																		
(a)	Individuals																		
	i. Individual shareholders holding nominal share capital up to Rs. 2 lakhs.		21920	14752700	0	0	14752700	38.16	14752700	0	14752700	38.16	0	38.16	0	0	0	11169728	
	ii. Individual shareholders holding nominal share capital in excess of Rs. 2 lakhs.		70	4101218	0	0	4101218	10.61	4101218	0	4101218	10.61	0	10.61	0	0	0	4100418	
(b)	NBFCs registered with RBI		0	0	0	0	0	0	0	0	0	0	0	0	0	0	0	0	
(c)	Employee Trusts		0	0	0	0	0	0	0	0	0	0	0	0	0	0	0	0	
(d)	Overseas Depositories (holding DRs) (balancing Figures)		0	0	0	0	0	0	0	0	0	0	0	0	0	0	0	0	
(e)	Any other		0	0	0	0	0	0	0	0	0	0	0	0	0	0	0	0	
	Body Corporates		366	1827850	0	0	1827850	4.73	1827850	0	1827850	4.73	0	4.73	0	0	0	1707950	
	Clearing Members		109	363929	0	0	363929	0.94	363929	0	363929	0.94	0	0.94	0	0	0	363929	
	Non Residents		81	253388	0	0	253388	0.66	253388	0	253388	0.66	0	0.66	0	0	0	250588	
	Trusts		0	0	0	0	0	0	0	0	0	0	0	0	0	0	0	0	
	Foreign Company		0	0	0	0	0	0	0	0	0	0	0	0	0	0	0	0	
	Sub-Total (B)(3)		22546	21299085	0	0	21299085	55.09	21299085	0	21299085	55.09	0	55.09	0	0	0	17592613	
	Total Public Shareholding (B)=(B)(1)+(B)(2)+(B)(3)		22553	21308985	0	0	21308985	55.12	21308985	0	21308985	55.12	0	55.12	0	0	0	17601613	





Table - IV Statement showing shareholding pattern of the Non- Promoter - Non Public Shareholder																	
	Category and name of the shareholders (I)	PAN (II)	No. of Shareholders (III)	No. of fully paid up equity shares held (iv)	No. of Partly paid up equity shares held (v)	No. of Shares underlying Depository Receipts (vi)	Total nos. shares held (VII)=(IV)+(V)+(VI)	Shareholding % calculated as per SCRR,1957 As a % of (A+B+C2) (VIII)	Number of Voting Rights held in each class of securities (IX)			No. of Shares Underlying Outstanding convertible securities (Including warrants) (X)	Shareholding as a % assuming full conversion of convertible securities (as a percentage of diluted share)	Number of locked in Shares (XII)		Number of Shares pledged or otherwise encumbered (XIII)	Number of Equity shares held in dematerialised form (XIV)
									No. of Voting Rights		Total as a % of (A+B+C)			No. (a)	As a % of total shares held (b)		
									Class X	Class Y							
(1)	Custodian/DR holder																
(a)	Name of DR Holder (if available)	0	0	0	0	0	0	0	0	0	0	0	0	0	0	0	0
(i)		0	0	0	0	0	0	0	0	0	0	0	0	0	0	0	0
(ii)		0	0	0	0	0	0	0	0	0	0	0	0	0	0	0	0
(2)	Employee Benefit Trust (under SEBI (share based Employee Benefit) Regulations, 2014)	0	0	0	0	0	0	0	0	0	0	0	0	0	0	0	0
	<b>Total Non- Promoter- Non Public Shareholding</b>	0	0	0	0	0	0	0	0	0	0	0	0	0	0	0	0
	<b>C= c(1)+c(2)</b>	0	0	0	0	0	0	0	0	0	0	0	0	0	0	0	0





Annexure to Table - III Statement showing shareholding pattern of the Public Shareholder holding more than 1% of total number of shares

S No.	Category and name of the shareholders (I)	PAN (II)	No. of Shareholders (III)	No. of fully paid up equity shares held (iv)	No. of Partly paid up equity shares held (v)	No. of Shares underlying Depository Receipts (vi)	Total nos. shares held (VII)=(IV)+(V)+(VI)	Shareholding as a % of total no. of shares (calculated as per SCRR,1957) (VIII) As a % of (A+B+C2)	Number of Voting Rights held in each class of securities (IX)			No. of Shares Underlying Outstanding convertible securities (including warrants) (X)	Total Shareholding as a % assuming full conversion of convertible securities (as a percentage of diluted share capital)	Number of locked in Shares (XII)		Number of Shares pledged or otherwise encumbered (XIII)	Number of Equity shares held in dematerialised form (XIV)	
									No. of Voting Rights		Total as a % of Total voting rights			No. (a)	As a % of total shares held (b)			
									Class X	Class Y								Total
1	PRATEEK BANSAL	AIYPB5186C		394536	0	0	394536	1.02	394536	0	394536	1.02	0	1.02	0	0	0	394536
2	ANURAG JAIN	ACZP17749N		431254	0	0	431254	1.12	431254	0	431254	1.12	0	1.12	0	0	0	431254
	<b>Total</b>			<b>825790</b>	<b>0</b>	<b>0</b>	<b>825790</b>	<b>2.14</b>	<b>825790</b>	<b>0</b>	<b>825790</b>	<b>2.14</b>	<b>0</b>	<b>2.14</b>	<b>0</b>	<b>0</b>	<b>0</b>	<b>825790</b>

